

Telling Time and Money

Grade 2

Table of Contents

● Moving Around the Clock	● How Many Cents?
● (Understanding minutes and hours)1	● (Counting pennies, nickels, and dimes)12
● Let's Tell Time!	● Counting Coins
● (Telling time to the hour)2	● (Coin combinations with quarters and half dollars)13
● Time to the Half-Hour	● What's in the Purse?
● (Telling time to the half-hour)3	● (Coin combinations)14
● Fun with Time	● Which Coin Is Missing?
● (Telling time to the hour and half-hour)4	● (Problem solving)15
● Watch Out!	● How Much Is Left?
● (Telling time to the quarter-hour)5	● (Subtracting money)16
● Quarter to the Hour	● How Much Change?
● (Telling time to the quarter-hour)6	● (Calculating change)17
● What Time Is It?	● Let's Make a Dollar!
● (Telling time to the hour, half-hour, and quarter-hour)7	● (Coin combinations equaling a dollar) . .18
● Time on the Move	● Dollars and Cents
● (Computing time)8	● (Counting coins and dollar bills)19
● Trucking Along	● Which Is More?
● (Telling time in five-minute intervals)9	● (Comparing money)20
● Whoo-o-o Can Tell Time?	● Learning Extenders
● (Telling time in five-minute intervals) . . .10	● (Related Teaching Ideas)21–22
● Play Money	● Answer Key23–24
● (Manipulatives)11	

TN-3002 *Telling Time and Money, Grade 2*

ISBN 1-58857-014-2 All rights reserved. Copyright © 2000 TeachNow.com


P.O. Box 57037, Number 448 • Irvine, CA 92619-2619

NOTICE: The teacher may reproduce copies of materials in this book for his or her own classroom use only. The reproduction of any part of these materials for any other person or organization, including but not limited to an entire school or school system, is strictly prohibited. Except as stated above, no part of this publication may be reproduced or transmitted by any means, electronic or mechanical, without prior written authorization from the publisher. For permission information or questions, please contact us by e-mail: rights@TeachNow.com. For all other information, please visit our website: www.TeachNow.com.

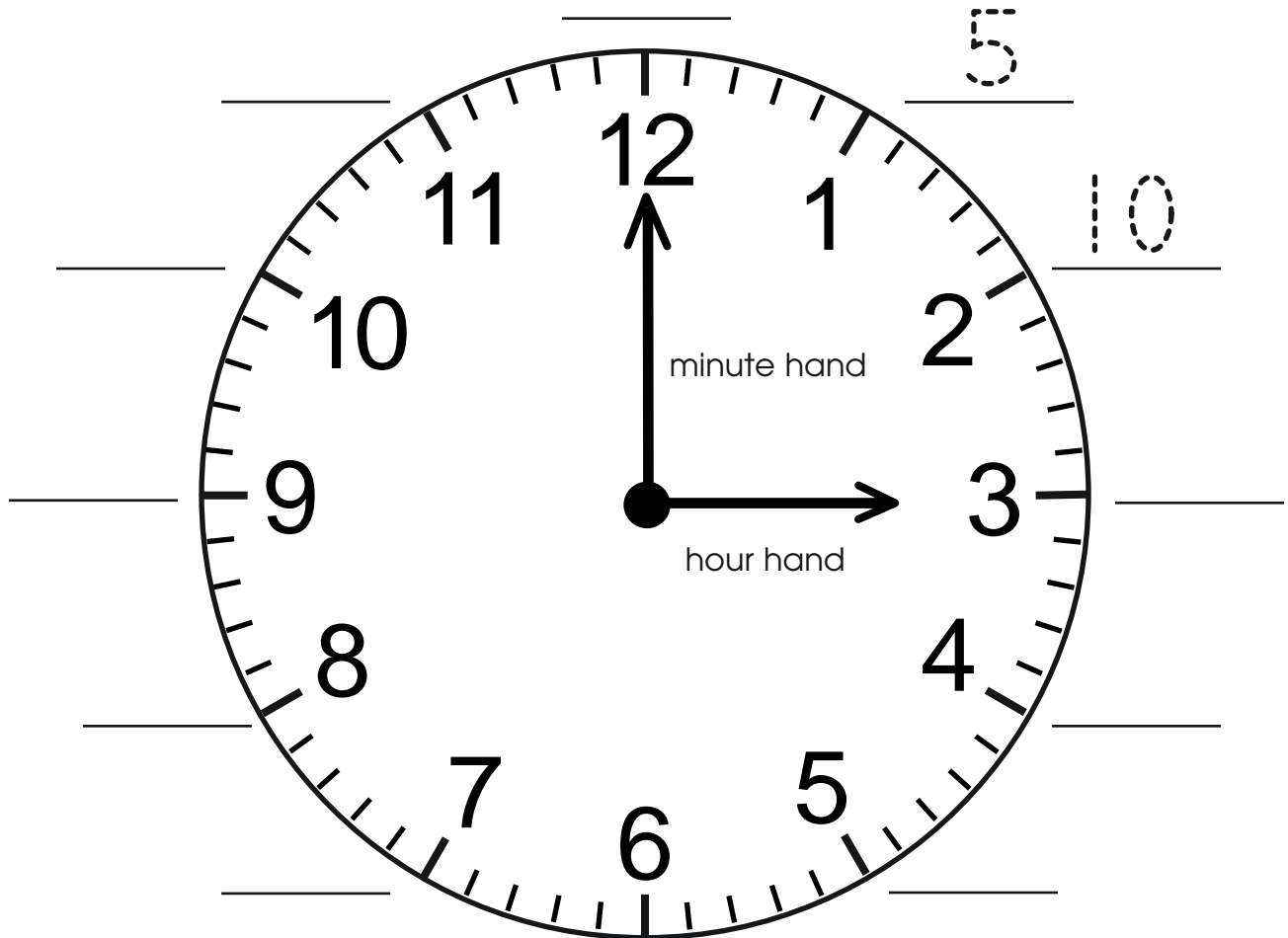
Name _____

Moving Around the Clock

There are 12 numbers on a clock. It takes 5 minutes for the minute hand to move from one number to the next. When the minute hand moves all the way around the clock once, an hour has passed.




Write the minutes on the lines.



How many minutes are in one hour? _____


Give It a Try! Write and complete these sentences: There are ___ minutes in one half-hour. There are ___ hours in one day.

Name _____



Let's Tell Time!


The minute hand is on the 12.
The hour hand is on the 8.
We say **8 o'clock**.



8:00
8 o'clock

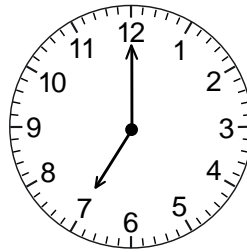
Write the time two ways.

A.




_____ o'clock

B.



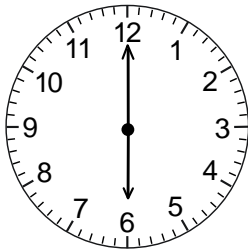
_____ o'clock

C.




_____ o'clock

D.



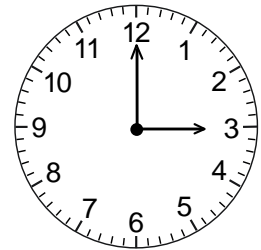
_____ o'clock

E.




_____ o'clock

F.




_____ o'clock

G.




_____ o'clock

H.



_____ o'clock

I.



_____ o'clock

Extra! Write what you do at 8:00 in the morning and 8:00 at night.