

Multiplication Practice

Grade 4

Table of Contents

Line Designs

(Multiplying by 0 to 3)1

Going Buggy

(Multiplying by 4 and 5)2

Beautiful Bouquets

(Multiplying by 6 and 7)3

Nine Lives

(Multiplying by 8 and 9)4

Knock-Knock!

(Multiplication facts—0 to 9)5

Ring the Bell!

(Multiplication facts—0 to 9)6

A Quilt Square

(Multiplication facts—0 to 9)7

Enormous and Easy

(Multiplying by 10, 100, and 1,000)8

A Dozen, Please!

(Multiplying by 12)9

Monster Multiplication Chart

(Multiplication review—0 to 12)10

Table Talk

(Multiplication review—0 to 12)11

Beach Fun!

(1-digit by 2-digit multiplication
without regrouping)12

Penguin Parade

(1-digit by 3-digit multiplication
without regrouping)13

Watch Out!

(1-digit by 2-digit multiplication
with regrouping)14

What's Missing?

(1-digit by 2-digit multiplication
with regrouping)15

A Big Baby!

(1-digit by 3-digit multiplication
with regrouping)16

Toy Shop

(Multiplying money)17

Be a Mathmagician!

(Mental math—multiples of 10)18

Who's Wonder Worm?

(2-digit by 3-digit multiplication
without regrouping)19

Tasty Tables

(2-digit by 2-digit multiplication
with regrouping)20

Learning Extenders

(Related Teaching Ideas)21–22

Answer Key23–24

TN-3013 *Multiplication Practice, Grade 4*

ISBN 1-58857-025-8 All rights reserved. Copyright © 2000 TeachNow.com

P.O. Box 57037 Number 448 Irvine, CA 92619-2619

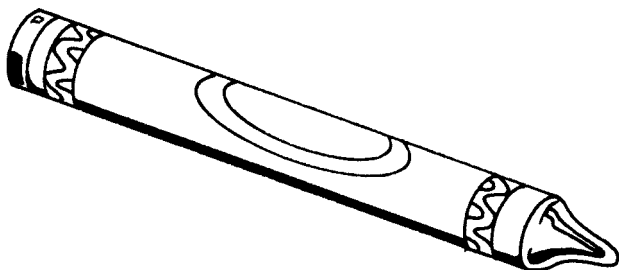
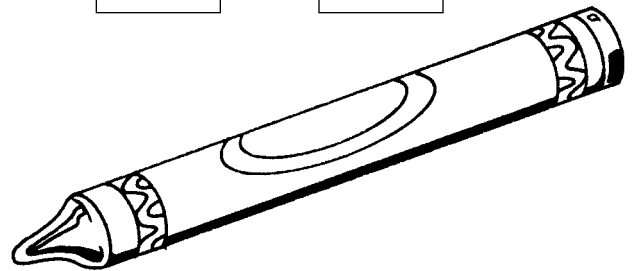
NOTICE: The teacher may reproduce copies of materials in this book for his or her own classroom use only. The reproduction of any part of these materials for any other person or organization, including but not limited to an entire school or school system, is strictly prohibited. Except as stated above, no part of this publication may be reproduced or transmitted by any means, electronic or mechanical, without prior written authorization from the publisher. For permission information or questions, please contact us by e-mail: rights@TeachNow.com. For all other information, please visit our website: www.TeachNow.com.

Line Designs

Multiply and write the products in the boxes on each circle. Then draw lines to connect the dots in order from the smallest product to the largest product. Draw a line from your final product back to the beginning dot.

$2 \times 0 =$
 $2 \times 8 =$
 $2 \times 6 =$
 $2 \times 4 =$
 $2 \times 2 =$
 $2 \times 9 =$
 $2 \times 7 =$
 $2 \times 5 =$
 $2 \times 3 =$
 $2 \times 0 =$

$3 \times 0 =$
 $3 \times 6 =$
 $3 \times 2 =$
 $3 \times 7 =$
 $3 \times 3 =$
 $3 \times 8 =$
 $3 \times 4 =$
 $3 \times 9 =$
 $3 \times 5 =$
 $3 \times 0 =$




$0 \times 5 =$
 $3 \times 7 =$
 $2 \times 8 =$
 $2 \times 5 =$
 $1 \times 7 =$
 $2 \times 2 =$
 $3 \times 9 =$
 $3 \times 6 =$
 $3 \times 4 =$
 $1 \times 9 =$

Something Extra!

Why is multiplying a number by 0 or by 1 easy? Show five sample problems to help explain your answer.



Going Buggy



Multiply each number by 4 and by 5 to fill in this chart.

Examples: $4 \times 1 = 4$ $5 \times 4 = 20$

Read your answers across to count by 4s and by 5s.

X	0	1	2	3	4	5	6	7	8	9
A. 4		4								
B. 5					20					

C. Find the products below. Then solve the riddle by writing the letters from your answers on the lines above the matching products.

Riddle: Why did the fly fly away?

Answer:



_____ !
 $\overline{20}$ $\overline{36}$ $\overline{4}$ $\overline{30}$ $\overline{28}$ $\overline{25}$ $\overline{35}$ $\overline{36}$ $\overline{4}$ $\overline{30}$ $\overline{25}$ $\overline{28}$ $\overline{40}$ $\overline{25}$ $\overline{35}$

D.	$\begin{array}{r} 4 \\ \times 5 \\ \hline \end{array}$ A	$\begin{array}{r} 6 \\ \times 4 \\ \hline \end{array}$ M	$\begin{array}{r} 8 \\ \times 2 \\ \hline \end{array}$ O	$\begin{array}{r} 9 \\ \times 5 \\ \hline \end{array}$ G	$\begin{array}{r} 7 \\ \times 4 \\ \hline \end{array}$ D	$\begin{array}{r} 7 \\ \times 3 \\ \hline \end{array}$ K	$\begin{array}{r} 5 \\ \times 5 \\ \hline \end{array}$ E
E.	$\begin{array}{r} 3 \\ \times 4 \\ \hline \end{array}$ C	$\begin{array}{r} 9 \\ \times 2 \\ \hline \end{array}$ L	$\begin{array}{r} 8 \\ \times 5 \\ \hline \end{array}$ H	$\begin{array}{r} 2 \\ \times 4 \\ \hline \end{array}$ N	$\begin{array}{r} 9 \\ \times 3 \\ \hline \end{array}$ F	$\begin{array}{r} 6 \\ \times 5 \\ \hline \end{array}$ I	$\begin{array}{r} 8 \\ \times 4 \\ \hline \end{array}$ T
F.	$\begin{array}{r} 0 \\ \times 5 \\ \hline \end{array}$ B	$\begin{array}{r} 4 \\ \times 1 \\ \hline \end{array}$ P	$\begin{array}{r} 8 \\ \times 3 \\ \hline \end{array}$ M	$\begin{array}{r} 7 \\ \times 5 \\ \hline \end{array}$ R	$\begin{array}{r} 9 \\ \times 4 \\ \hline \end{array}$ S	$\begin{array}{r} 4 \\ \times 4 \\ \hline \end{array}$ U	$\begin{array}{r} 2 \\ \times 5 \\ \hline \end{array}$ Y

Try This! Dragonflies have four wings. Write a dragonfly multiplication problem.