

Fractions

Grade 3

Table of Contents

In the Sky (Matching parts)	1	Fraction Mosaics (Fraction bars)	12
Fun with Shapes (Equal parts)	2	Cat Races (Compare fractions)	13
Bake Me a Pie (Unit fractions)	3	Fraction Tracks (Order fractions)	14
A Quilting Bee (Fractional parts)	4	Bake Sale (Mixed numbers)	15
Pizza Party (Writing fractions)	5	Fractional Jewelry (Mixed numbers/Improper fractions)	16
A Hop, Skip, and a Jump (Fractions on a number line)	6	Putting It All Together (Add fractions)	17
Pet Store (Fractions and sets)	7	In the Kitchen (Add fractions)	18
At the Beach (Fractions of a group)	8	Taking It All Apart (Subtract fractions)	19
Let's Sew! (Writing parts of a group)	9	In the Workshop (Subtract fractions)	20
Stringing Beads (Fraction names)	10	Learning Extenders (Related Teaching Ideas)	21–22
Lunch Time! (Equivalent fractions)	11	Answer Key	23–24

TN-3014 *Fractions, Grade 3*

ISBN 1-58857-026-6 All rights reserved.

Copyright © 2000 TeachNow.com


P.O. Box 57037, Number 448 • Irvine, CA 92619-2619

NOTICE: The teacher may reproduce copies of materials in this book for his or her own classroom use only. The reproduction of any part of these materials for any other person or organization, including but not limited to an entire school or school system, is strictly prohibited. Except as stated above, no part of this publication may be reproduced or transmitted by any means, electronic or mechanical, without prior written authorization from the publisher. For permission information or questions, please contact us by e-mail: rights@TeachNow.com. For all other information, please visit our website: www.TeachNow.com.


In the Sky

Draw a line to make two halves.


A.




B.



C.

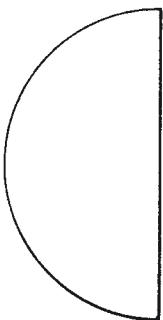


D.




Draw the other half.

E.



F.

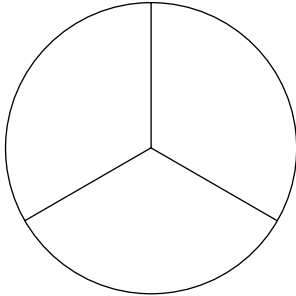


Try This! Fold a piece of paper in half. Cut out a shape. Unfold the paper. Are the two sides the same?

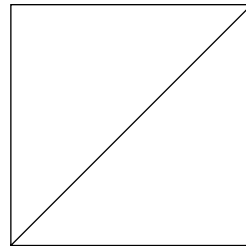
Fun with Shapes

Color the shapes that show equal parts.


A.



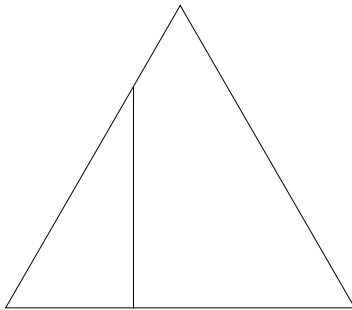
B.



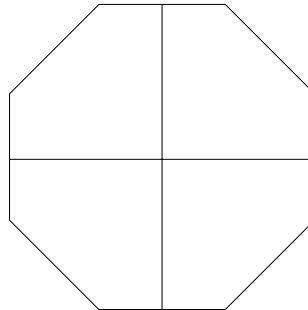
C.



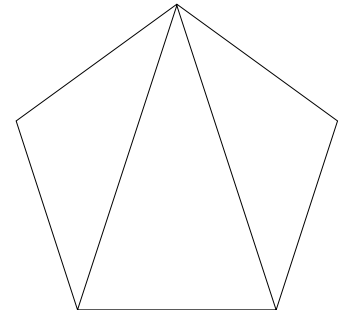
D.



E.

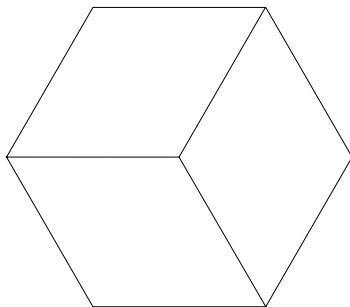


F.

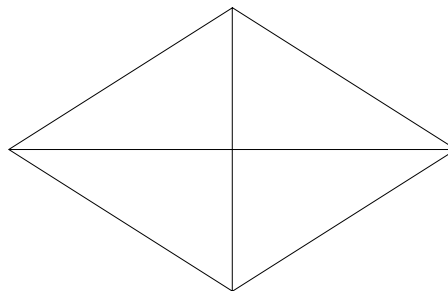


Which shape shows halves? Which shows thirds? Which shows fourths? Label the equal parts on the lines below the shapes.


G.



H.



I.



Put on Your Thinking Cap! Find the pentagon above. How many sides does it have? How many corners? Name the other shapes.