

# Compounds and Contractions

## Grade 2

### Table of Contents

<b>Making Compound Words</b> (Writing compound words) . . . . .	1	<b>Up, Up, and Away!</b> (Contractions: is, are, am, us) . . . . .	12
<b>In the Spotlight</b> (Identifying compound words) . . . . .	2	<b>A Letter from Camp</b> (Contractions: not, is, are, am, us) . . . . .	13
<b>School Happenings</b> (Using context clues) . . . . .	3	<b>Swinging with Contractions</b> (Contractions: will, have) . . . . .	14
<b>What's the Meaning?</b> (Using clues to determine meaning) . . . . .	4	<b>Fun at the Park</b> (Contractions: will, have) . . . . .	15
<b>Something Special</b> (Reading comprehension) . . . . .	5	<b>A Garden of Contractions</b> (Writing contractions) . . . . .	16
<b>Amazing Animals</b> (Vocabulary development) . . . . .	6	<b>Special Pets</b> (Determining the two words that make up a contraction) . . . . .	17
<b>All Kinds of Plants</b> (Vocabulary development/Using a code) . . . . .	7	<b>Signs of the Seasons</b> (Comprehension/Word usage) . . . . .	18
<b>By the Sea</b> (Solving a crossword puzzle) . . . . .	8	<b>Amy in Bed</b> (Using context clues) . . . . .	19
<b>Fun with Riddles</b> (Word play) . . . . .	9	<b>Contractions Checkup</b> (Reviewing contractions) . . . . .	20
<b>Compound Word Power</b> (Recognizing compound words) . . . . .	10	<b>Learning Extenders</b> (Related Teaching Ideas) . . . . .	21–22
<b>Let's Learn Contractions</b> (Contractions: not) . . . . .	11	<b>Answer Key</b> . . . . .	23–24

TN-3102 *Compounds and Contractions, Grade 2*

ISBN 1-58857-029-0 All rights reserved.


Copyright © 2000 TeachNow.com

P.O. Box 57037 Number 448 Irvine, CA 92619-2619

**NOTICE:** The teacher may reproduce copies of materials in this book for his or her own classroom use only. The reproduction of any part of these materials for any other person or organization, including but not limited to an entire school or school system, is strictly prohibited. Except as stated above, no part of this publication may be reproduced or transmitted by any means, electronic or mechanical, without prior written authorization from the publisher. For permission information or questions, please contact us by e-mail: [rights@TeachNow.com](mailto:rights@TeachNow.com). For all other information, please visit our website: [www.TeachNow.com](http://www.TeachNow.com).

# Making Compound Words

A **compound word** is made up of two smaller words. For example, **sun** and **glasses** can be put together to make **sunglasses**.




Write a compound word for each picture below. To make each word, combine a word from Column A with a word from Column B.


1.  \_\_\_\_\_


2.  \_\_\_\_\_

3.  \_\_\_\_\_


4.  \_\_\_\_\_

5.  \_\_\_\_\_

6.  \_\_\_\_\_

7.  \_\_\_\_\_


Column A	Column B
rain	pot
fish	ball
row	man
foot	tub
bath	coat
tea	boat
snow	bowl



**On Your Own!** Draw pictures of two more compound words. Label your pictures.

Name \_\_\_\_\_

# In the Spotlight



Circle the compound word in each sentence and write it on the line.

1. Terry threw the baseball to Lee. \_\_\_\_\_
2. I will ask someone to help me. \_\_\_\_\_
3. Emma played soccer in the afternoon. \_\_\_\_\_
4. Glen put a letter in the mailbox. \_\_\_\_\_
5. Joni baked a dozen cupcakes. \_\_\_\_\_
6. Is there anything left in the bowl? \_\_\_\_\_
7. Kirk is reading in his bedroom. \_\_\_\_\_
8. The children ran into the house. \_\_\_\_\_
9. Megan looked everywhere for her book. \_\_\_\_\_
10. Mr. Parks went upstairs to get his glasses. \_\_\_\_\_
11. We saw a butterfly in the garden. \_\_\_\_\_
12. Mrs. Wilson served a dish of blueberries. \_\_\_\_\_

**Try This!** Look at the words you wrote above. Draw a line between the two words that make up each compound word.

base|ball